



The **solution** for **water shortages**



Winner 2007
New Product Award



Data Sheet RGW-250



BRAC System RGW-250

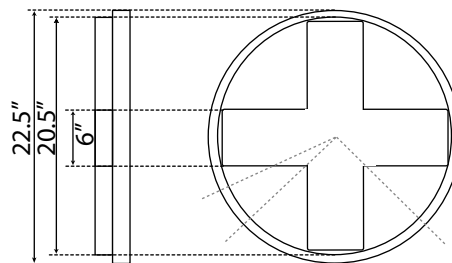
The RGW-250 is our most popular tank, which is perfectly designed for the averaged sized home with a family of 4. Not only will you be saving money on your water bill, but you will also be reducing your household water consumption by up to a third, thus helping to conserve our most precious natural resource.

Capacity

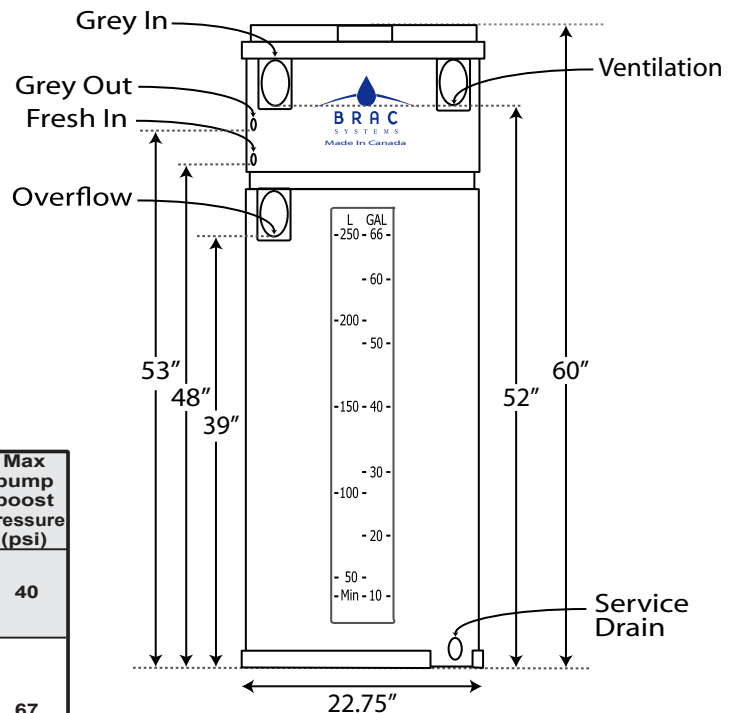
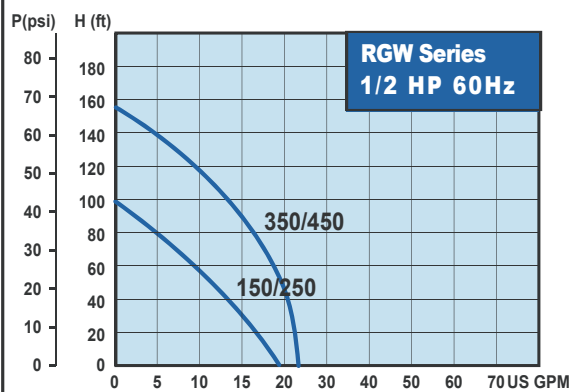
250 Liters
66 Gallons US

Dimensions

60" Height (152 cm)
22.5" Width (57 cm)
95 lbs (43 kg)



Hydraulic Performance curve:



Suction Lift Performance Table

Model RGW	Discharge pressure in psi	Capacity in US gallons per Minute						Max pump boost pressure (psi)
		Suction Lift in Feet						
		0	5	10	15	20	25	
150/250	10	16.6	15.6	14.6	13.6	12.7	11.7	40
	20	12.0	11.0	10.0	9.0	7.8	6.6	
	30	7.1	5.8	4.5	3.2	2.0	0.6	
350/450	10	22.4	22.1	21.7	21.3	20.8	20.5	67
	20	20.7	20.2	19.8	19.2	18.8	18.2	
	30	18.3	17.8	17.1	16.2	15.3	14.2	
	40	14.7	13.8	12.9	12.1	11.1	10.2	
	50	10.5	9.3	8.1	6.9	5.6	4.3	

Specification:

Model RGW	Power (HP)	Cycle (Hz)	Phase (Ø)	Voltage (V)	Amp's (A)	H max. (ft)	Q max. (GPM)
150/250	1/2	60	1	115 / 230	6.0/3.0	92	18.5
350/450	1	60	1	115 / 230	11/5.5	154	23.8

Estimated Yearly Consumption (*1)

2 person 41 Kwh
4 person 82 Kwh
6 person 123 Kwh
Peak Startup Surge 2100 Watts
(*1) Based on 7 flushes/person/day (6 litre toilet).